折り紙　ヒツジ

作ちき先生

1 三角に折ります



2 折り筋をつけます



3 両側の角から下の角まで折り筋をつけます



4 線に合わせて折ります



5 上下の角を折ります



6 裏返しにします



7 線に合わせて折ります



8 顔を描いて完成です



9 完成